








PMEX UPDATE

<p>BUY</p>  <p>CRUDE10-MY24 81.69 1.31% Expiry 19/Apr/24 Remaining 25 Days</p> <p>Entry 81.25 - 81.47</p> <p>Stoploss 80.69</p> <p>Take Profit 82.07 - 82.57</p>	<p>BUY</p>  <p>NGAS1K-MY24 1.7960 -0.88% Expiry 25/Apr/24 Remaining 31 Days</p> <p>Entry 1.765 - 1.781</p> <p>Stoploss 1.72</p> <p>Take Profit 1.84 - 1.86</p>	<p>BUY</p>  <p>GO10Z-AP24 2,177.25 0.80% Expiry 26/Mar/24 Remaining 1 Days</p> <p>Entry 2175 - 2178</p> <p>Stoploss 2167.33</p> <p>Take Profit 2187 - 2192</p>	<p>BUY</p>  <p>SL10-MY24 24.93 0.36% Expiry 26/Apr/24 Remaining 32 Days</p> <p>Entry 24.881 - 24.911</p> <p>Stoploss 24.70</p> <p>Take Profit 25.126 - 25.213</p>
<p>BUY</p>  <p>PLATINUM5-AP24 924.15 1.82% Expiry 26/Mar/24 Remaining 1 Days</p> <p>Entry 921 - 922</p> <p>Stoploss 919.04</p> <p>Take Profit 930 - 934</p>	<p>SELL</p>  <p>COPPER-MY24 4.0137 0.15% Expiry 26/Apr/24 Remaining 32 Days</p> <p>Entry 4.043 - 4.0317</p> <p>Stoploss 4.07</p> <p>Take Profit 4.0001 - 3.9863</p>	<p>BUY</p>  <p>ICOTTON-MY24 91.55 0.02% Expiry 24/Apr/24 Remaining 30 Days</p> <p>Entry 90.96 - 91.42</p> <p>Stoploss 90.71</p> <p>Take Profit 92.22 - 92.82</p>	<p>BUY</p>  <p>DJ-JU24 39,748 -0.30% Expiry 20/Jun/24 Remaining 87 Days</p> <p>Entry 39694 - 39763</p> <p>Stoploss 39580.05</p> <p>Take Profit 39946 - 40022</p>
<p>SELL</p>  <p>SP500-JU24 5,276 -0.34% Expiry 20/Jun/24 Remaining 87 Days</p> <p>Entry 5295 - 5288</p> <p>Stoploss 5309.59</p> <p>Take Profit 5258 - 5253</p>	<p>SELL</p>  <p>NSDQ100-JU24 18,433 -0.76% Expiry 20/Jun/24 Remaining 87 Days</p> <p>Entry 18482 - 18447</p> <p>Stoploss 18553.26</p> <p>Take Profit 18351 - 18290</p>	<p>SELL</p>  <p>GOLDUSDJPY-AP24 151.29 -0.09% Expiry 26/Mar/24 Remaining 1 Days</p> <p>Entry 151.61 - 151.45</p> <p>Stoploss 152.08</p> <p>Take Profit 150.78 - 150.55</p>	<p>BUY</p>  <p>GOLDEURUSD-AP24 1.0836 0.29% Expiry 26/Mar/24 Remaining 1 Days</p> <p>Entry 1.0824 - 1.083</p> <p>Stoploss 1.08</p> <p>Take Profit 1.0852 - 1.0862</p>

Major Headlines

Crude oil rises as heightened geopolitical risks
Oil prices rose in Asian trading on Monday on concerns over tighter global supply brought about by escalating conflicts in the Middle East and between Russia and Ukraine, while a shrinking US rig count added to upward price pressure. Brent crude futures climbed 39 cents, or 0.5 per cent, to \$85.82 a barrel at 0759 GMT. US crude futures gained 40 cents, or 0.5 per cent, to \$81.03 per barrel. [see more...](#)

Gold firms on hopes for US Federal Reserve rate cut
Gold prices edged higher on Monday as renewed bets that the U.S. Federal Reserve would begin cutting interest rates in June and a softer dollar lifted bullion's appeal. Spot gold was up 0.1% at \$2,166.39 per ounce, as of 0648 GMT. [see more...](#)

US stock futures drift lower ahead of more inflation cues
U.S. stock index futures slipped Monday, as a recent rally on Wall Street cooled in anticipation of more cues on inflation and the Federal Reserve later this week. By 06:55 ET (10:55 GMT), the Dow Jones Futures was down 75 points, or 0.2%, S&P 500 Futures traded 13 points, or 0.3%, lower and Nasdaq 100 Futures dropped 72 points, or 0.4%. Wall Street indexes surged to record highs last week, [see more...](#)

USD/JPY loses ground on Monday after intervention talk
Most Asian currencies fell sharply on Friday, coming under pressure from a rebound in the dollar as an unexpected interest rate cut by the Swiss National Bank pushed currency traders squarely into the greenback. The dollar surged [see more...](#)

EUR/USD bounces on broad USD selling, profit-taking
EUR/USD is trading about a tenth of a percent higher at the start of the week, in the lower 1.0800s, possibly as a result of broad US Dollar (USD) selling after the People's Bank of China (PBoC) fixed the Renminbi surprisingly higher on Monday morning, according to Bloomberg News. Although it is up on the day, the pair appears to be in a new short-term downtrend and is now firmly below the 200-day SMA [see more...](#)

GBP/USD rebounds on subdued US Dollar, inches higher
GBP/USD snaps a two-day losing streak, retracing recent losses and trading near 1.2600 during the early European session on Monday. The decline in the US Dollar (USD) appears to be the catalyst underpinning the GBP/USD pair. [see more...](#)

Economic Calendar

Event	Dates	Time	Currency	Importance	Actual	Forecast	Previous
New Home Sales (Feb)	25-Mar-24	7:00 PM	USD	High volatility		675K	661K
Durable Goods Orders (MoM) (Feb)	26-Mar-24	5:30 PM	USD	High volatility		1.20%	-6.10%
CB Consumer Confidence (Mar)	26-Mar-24	7:00 PM	USD	High volatility		106.9	106.7
Crude Oil Inventories	27-Mar-24	7:30 PM	USD	High volatility			-1.952M

FOREX MARKETS' STATISTICS

Forex Market Hours

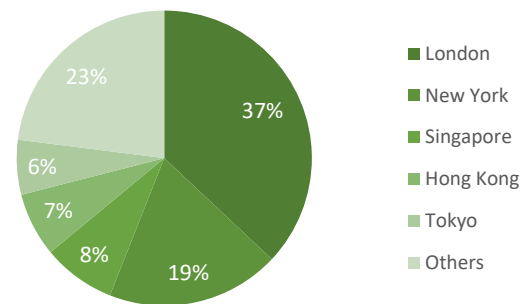


Note: This chart shows the normal forex trading times of all the major forex trading centers across the globe in Pakistan Standard Time.

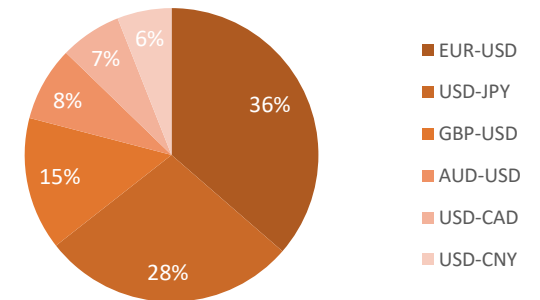
Forex Turnover by Counterparty



Markets' Share in Total Forex Turnover



Most Traded Currency Pairs



Sources: ACPL Research, Forexmarkethours, Dailyfx, Ig

DISCLAIMER

This report has been prepared by Abbasi and Company (Private) Limited and is provided for information purposes only. Abbasi and Company (Private) Limited (ACPL) is engaged in brokerage business of commodities futures in Pakistan and to provide the trading/ execution facility on Pakistan Mercantile Exchange (PMEX). There is risk of loss in trading in derivatives (futures). The author, directors and other employees of Abbasi and Company (Private) Limited and its affiliates cannot be held responsible for any loss in trading. Futures; futures on margin carries a high level of risk and may not be suitable for all investors. The high degree of leverage can work against the investor/ traders. Before deciding to invest in Commodity derivatives, you should carefully consider your investment objectives, level of experience, and risk appetite. The possibility exists that you could sustain a loss of some or all of your initial investment and therefore you should not invest money that you cannot afford to lose. You should be aware of all the risks associated with futures trading in commodities and other financial products. We take no responsibility for any loss made in investment on any instruments through us. In any event Abbasi and Company (Private) Limited, its affiliates, agents will not be liable to anyone for any decision made or action taken for investment/ trading. Abbasi and Company (Private) Limited, its affiliates, directors and employees cannot be held responsible for any loss in trading due to any problem in connectivity; failure of system; technical problem in the software or any other reason whatever. All the reports/ recommendations/ trading calls/ opinions are advisory in nature and contains the opinions of the author, which are not to be construed as investment advices. The author, directors and other employees of Abbasi and Company (Private) Limited and its affiliates cannot be held responsible for the accuracy of the information presented herein or for the results of the positions taken based on the opinions expressed in the reports/ views from Abbasi and Company (Private) Limited. All the views/ recommendations/ trading calls and opinions are based on the information, which are believed to be accurate and no assurance can be given for the accuracy of these information.

Derivatives trading involve substantial risk. The valuation of the underlying may fluctuate, and as a result, clients may lose their entire original investment. In no event should the content of this research report be construed as an express or an implied promise, guarantee or implication by, or from, Abbasi and Company (Private) Limited that you will profit or that losses can, or will be, limited in any manner whatsoever. Past results are no indication of future performance. The information provided in this report is intended solely for informative purposes and is obtained from sources believed to be reliable. Information is in no way guaranteed. No guarantee of any kind is implied or possible where projections of future conditions are attempted. Investments in securities market are subject to market risks, read all the related documents carefully before investing.

All rights reserved by Abbasi and Company (Private) Limited. This report or any portion hereof may not be reproduced, distributed, or published by any person for any purpose whatsoever. Nor can it be sent to a third party without prior consent of Abbasi and Company (Private) Limited. Action could be taken for unauthorized reproduction, distribution, or publication.

The research analyst, primarily involved in the preparation of this report, certifies that (1) the views expressed in this report accurately reflect his/her personal views about the subject commodity/index /currency pair and (2) no part of his/her compensation was, is or will be directly or indirectly related to the specific recommendations or views expressed in this report.

DISCLOSURE

Following exchange rates are used to convert investment and profit values:

- USD/PKR: 277.80
- JPY/PKR: 1.81

To arrive at our Target Price, Abbasi & Company (Private) Limited uses following methods:

- Technical Analysis
- Fundamental Analysis

Furthermore, profit and returns are inclusive of all expenses including PMEX Fee, ACPL Fee & Sales Tax

RESEARCH DISSEMINATION POLICY

Abbasi & Company (Private) Limited endeavors to make all reasonable efforts to disseminate research to all eligible clients in a timely manner through either physical or electronic distribution such as email, fax mail etc. Nevertheless, all clients may not receive the material at the same time.

PREPARED BY

Muhammad Rashid Nawaz
Phone: (+92) 42 38302028
Ext: 116
Email: haroon@abbasiandcompany.com

RESEARCH DEPARTMENT

6 - Shadman, Lahore
Phone: (+92) 42 38302028; Ext: 116, 117
Email: research@abbasiandcompany.com
web: www.abbasiandcompany.com

HEAD OFFICE

6 - Shadman, Lahore
Phone: (+92) 42 38302028
Email: support@abbasiandcompany.com
web: www.abbasiandcompany.com